

Practice the // Sound

Objective: The child will practice correctly producing the initial, medial, and final // sound.


Instructions: Help the child to correctly produce the target // sound. Pointing to each illustration, younger children and pre-readers pronounce each word. As they progress, younger children and pre-readers will need to repeat the words and phrases after you. Be certain to listen carefully and that each target sound is produced correctly.



lion



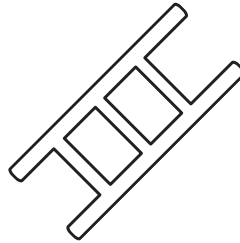
lips



light




leg




ladder




leaf




balloon




gorilla



football



camel



bell



doll

Initial //

Practice // Sound

Words To Practice:

land	learn	library	lake	lease
lady	letter	lung	loan	long

Phrases:

lost my dog	on the label	I am late
he is lazy	last in line	left or right
a loud game	the large dog	a long winter
please don't laugh		

Medial //

Words To Practice:

alley	belly	police	alarm	tulip
gallon	yellow	bullet	color	village

Phrases:

she is silly	to bed early	the alien landed
they look alike	a silent movie	one million dollars
the daily paper	a solar eclipse	the big gorilla
white polar bear		

Final //

Words To Practice:

hole	meal	rail	cancel	wall
pool	tile	hotel	yell	novel


Phrases:

use the tool	pedal the bike	found a shell
swim the canal	bill me later	dial a phone
mail the card	call my brother	whale is swimming
jelly was gone		

Practice the /th/ Sound

Objective: The child will practice correctly producing the initial, medial, and final /th/ sound.

Instructions: Help the child to correctly produce the target /th/ sound. Pointing to each illustration, younger children and pre-readers pronounce each word. As they progress, younger children and pre-readers will need to repeat the words and phrases after you. Be certain to listen carefully and that each target sound is produced correctly.



thumb



three



thimble



toothpaste



birthday



mouth



tooth

Initial /th/

Words To Practice:

thirst	thank	thump	there	third
think	thud	thing	thick	thirsty

Phrases:

heard a thump	she said thanks	use a thimble
third in line	thunder is loud	thick and thin
think of spring	they are thirteen	one more thing
at the theater		

Practice /th/ Sound

Medial /th/

Words To Practice:

nothing	withhold	athlete	toothpick	anthem
author	Kathy	anything	marathon	mouthful

Phrases:

in the bathtub	it is northwest	his first birthday
Arthur is cool	saw a python	have a toothache
Martha went home	use his method	on another channel
Cathy jumped up		

Final /th/

Words To Practice:

Beth	math	with	growth	sixth
youth	breath	truth	faith	length

Phrases:

hang a wreath	take his bath	Ruth is smart
the toll booth	the eighth grade	a big sloth
tell the truth	beneath the ground	north or south
do the math		

Practice the /r/ Sound

Objective: The child will practice correctly producing the initial, medial, and final /r/ sound.


Instructions: Help the child to correctly produce the target /r/ sound. Pointing to each illustration, younger children and pre-readers pronounce each word. As they progress, younger children and pre-readers will need to repeat the words and phrases after you. Be certain to listen carefully and that each target sound is produced correctly.




rocket




ring




rattle



rose




rake



rope




horse



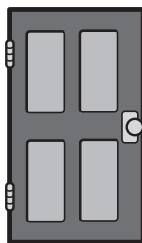
camera




kangaroo



chair



door



guitar

Initial /r/

Words To Practice:

race	river	roll	rack	rainbow
rope	rug	rule	recess	roof

Phrases:

run the race	the red rose	watch the robin
ride the horse	rest at home	the last rule
the rabbit jumped	rise and fall	write a note
the tree roots		

Practice /r/ Sound

Medial /r/

Words To Practice:

dairy	parade	carol	erase	correct
error	story	forest	hurry	Paris

Phrases:

a terrific time	Mary was nice	they are tired
paper was correct	he was tired	in the corner
eat the berries	please hurry up	I am sorry
the very best		

Final /r/

Words To Practice:

pair	year	tear	score	dryer
floor	deer	wire	there	care


Phrases:

four or five	stir the soup	draw a square
on the shore	at the fair	Clare was here
start the car	pour the milk	in an hour
the red deer		


Practice the /j/ Sound

Objective: The child will practice correctly producing the initial, medial, and final /j/ sound.

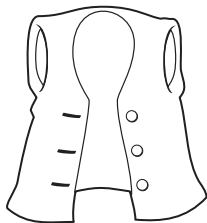
Instructions: Help the child to correctly produce the target /j/ sound. Pointing to each illustration, younger children and pre-readers pronounce each word. As they progress, younger children and pre-readers will need to repeat the words and phrases after you. Be certain to listen carefully and that each target sound is produced correctly.



jar



jacks



jacket



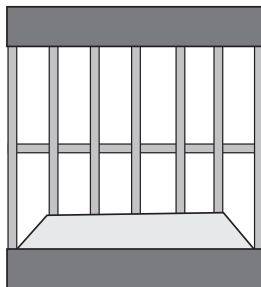
jeep



jack-o-lantern



jet



cage



page

Initial /j/

Words To Practice:

joke
jump

jade
July

joy
jungle

jog
join

juggle
juice

Phrases:

drink your juice
June is hot
just for us
be the judge

what a joy
in a jam
she will jump

jar of jelly
out of jail
in the jeep

Practice /j/ Sound

Medial /j/

Words To Practice:

sponge
pages

digit
ranger

cages
major

agile
rejoice

legend
magic

Phrases:

enjoy the game
on the edges
hedges need cut
pages are torn

do some magic
eject the tape
margin for error

the manager said
finish the project
the secret agent

Final /j/

Words To Practice:

village
stage

fudge
barge

change
age

collage
wedge

charge
range

Phrases:

lost my luggage
I'm the judge
at the lodge
over the bridge


cage is open
do not budge
on the stage

ledge is high
wore a badge
read the page

Practice the /ch/ Sound

Objective: The child will practice correctly producing the initial, medial, and final /ch/ sound.

Instructions: Help the child to correctly produce the target /ch/ sound. Pointing to each illustration, younger children and pre-readers pronounce each word. As they progress, younger children and pre-readers will need to repeat the words and phrases after you. Be certain to listen carefully and that each target sound is produced correctly.




chicken



cherries



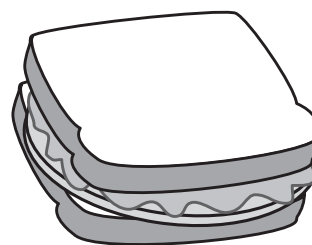
check



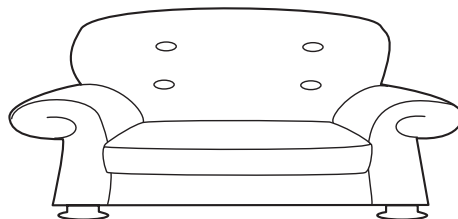
chair



ketchup



sandwich



couch

Initial /ch/

Words To Practice:

chop	cheer	cheap	church	chew
chilly	channel	chip	choose	choke

Phrases:

the child cried	Chuck went home	cheer me up
off the chart	break the chain	use the china
I play checkers	check the watch	change the channel
chili is hot		

Practice /ch/ Sound

Medial /ch/

Words To Practice:

nature	future	pitcher	touchy	mature
hatchet	Rachel	inches	watching	butcher

Phrases:

buy the picture	wash the kitchen	watching the movie
marches are fun	he was stretching	Rachel is cool
matches are bad	eggs are hatching	peaches with cream
my teacher left		

Final /ch/

Words To Practice:

latch	speech	spinach	lunch	ranch
coach	ditch	perch	porch	witch

Phrases:

brunch is over	watch your step	march is cold
catch the ball	he will teach	eat your sandwich
batch of cookies	each of us	itch my back
touch the ground		


Practice the /z/ Sound

Objective: The child will practice correctly producing the initial, medial, and final /z/ sound.


Instructions: Help the child to correctly produce the target /z/ sound. Pointing to each illustration, younger children and pre-readers pronounce each word. As they progress, younger children and pre-readers will need to repeat the words and phrases after you. Be certain to listen carefully and that each target sound is produced correctly.



zebra



zipper




zero



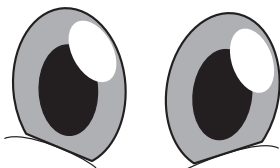
zigzag



music



rose



eyes



nose

Initial /z/

Words To Practice:

zoo

zoom

zigzag

zeal

zenith

zone

zany

xylophone

zap

zing

Phrases:

at the zoo

zip the coat

he is zany

zip and zap

in the zone

eat the zucchini

it will zoom

feed the zebra

draw a zigzag

work with zeal

Medial /z/

Words To Practice:

bulldozer

noisy

blizzard

fuzzy

visor

fizzle

busy

lazy

dozen

dessert

Phrases:

listen to the music

stop the sneezing

it is closing

resist the urge

the weasel jumped

it is hazy

her rosy cheeks

easy does it

warm and fuzzy

visiting the garden

Final /z/

Words To Practice:

buzz

exercise

size

doze

haze

gaze

cruise

fizz

please

tease

Phrases:

the wrong size

all the toys

read the stories

please stop that

close the door

easy does it

pause the game

win a prize


on your toes

Liz is smart


Practice the /s/ Sound

Objective: The child will practice correctly producing the initial, medial, and final /s/ sound.

Instructions: Help the child to correctly produce the target /s/ sound. Pointing to each illustration, younger children and pre-readers pronounce each word. As they progress, younger children and pre-readers will need to repeat the words and phrases after you. Be certain to listen carefully and that each target sound is produced correctly.




sun



socks




six



soap



Santa




seal



bicycle



dinosaur



bus



mouse



horse



house

Initial /s/

Words To Practice:

song	secret	sea	suit	Sunday
safe	circus	send	season	silk

Phrases:

in the sink	all summer long	my favorite season
the right size	only one cent	sign the lease
sound the alarm	sell my bike	drink my soda
sing a song		

Practice /s/ Sound

Medial /s/

Words To Practice:

icy	recess	pieces	listen	dresser
messy	missing	racing	voices	lesson

Phrases:

at the oasis	on the seesaw	erasing the board
find the recipe	the gold bracelet	fix the faucet
she is bossy	one big bison	decide to play
pacing all over		

Final /s/

Words To Practice:

miss	office	glass	grease	notice
niece	boss	base	peace	class

Phrases:

at my place	twice as nice	yes she did
run the race	mice are small	pass the butter
erase the board	the snake hiss	a big walrus
the candy kiss		

Practice the /f/ Sound

Objective: The child will practice correctly producing the initial, medial, and final /f/ sound.

Instructions: Help the child to correctly produce the target /f/ sound. Pointing to each illustration, younger children and pre-readers pronounce each word. As they progress, younger children and pre-readers will need to repeat the words and phrases after you. Be certain to listen carefully and that each target sound is produced correctly.



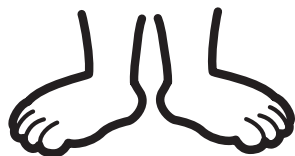
fire



fan




five



feet




fox




flag



fly



goldfish



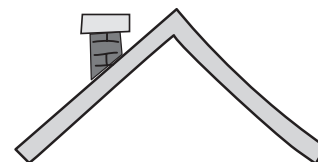
elephant



gift



leaf



roof

Initial /f/

Practice /f/ Sound

Words To Practice:

feel	finish	first	fox	forget
funny	found	fill	fudge	false

Phrases:

on my finger	the five friends	a fish bowl
finish the game	he is funny	the fancy dress
he was famous	on the farm	she fell down
file the papers		

Medial /f/

Words To Practice:

coffee	muffin	gopher	infant	offer
safety	defend	buffalo	goofy	breakfast

Phrases:

in my coffee	a messy office	a comfy sofa
watch the snowfall	he was laughing	in the cafeteria
telephone is ringing	make a difference	ask my professor
his extra effort		

Final /f/

Words To Practice:

shelf	cliff	tough	loaf	safe
life	cough	beef	cuff	hoof

Phrases:

favorite chief	plant the stuff	in the surf
call a sheriff	at the cliff	a cream puff
off the roof	they will laugh	in the gulf
he is Jeff		


Practice the /v/ Sound

Objective: The child will practice correctly producing the initial, medial, and final /v/ sound.


Instructions: Help the child to correctly produce the target /v/ sound. Pointing to each illustration, younger children and pre-readers pronounce each word. As they progress, younger children and pre-readers will need to repeat the words and phrases after you. Be certain to listen carefully and that each target sound is produced correctly.




violin




vacuum




volcano



vest



valentine



van



waving



glove

Initial /v/

Words To Practice:

velvet	vain	vehicle	voice	violet
volume	view	virus	vision	Virginia

Phrases:

Vera is here	the van quit	the snake's venom
I like veal	she will vote	view the game
on my vacation	the big village	use my voice
in the vehicle		

Practice /v/ Sound

Medial /v/

Words To Practice:

navy	favor	invite	ivy	grapevine
fever	November	silver	over	reveal

Phrases:

at the movie	eat the gravy	the big beaver
do a favor	travel for fun	oven is hot
all evening long	it's a living	lava is hot
in the river		

Final /v/

Words To Practice:

stove	slave	eve	cave	love
olive	groove	cove	nerve	above

Phrases:

she is brave	I will weave	Dave is tall
can you believe	save the file	the dove flies
they will wave	the bee hive	shave his beard
give me time		


Practice the /sh/ Sound

Objective: The child will practice correctly producing the initial, medial, and final /sh/ sound.


Instructions: Help the child to correctly produce the target /sh/ sound. Pointing to each illustration, younger children and pre-readers pronounce each word. As they progress, younger children and pre-readers will need to repeat the words and phrases after you. Be certain to listen carefully and that each target sound is produced correctly.




shoe



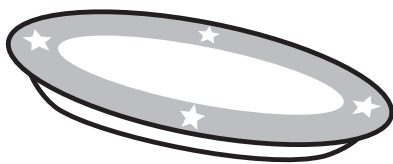
shell




shark



sheep



dish



fish

Initial /sh/

Words To Practice:

show	should	shame	shot	ship
shy	shiver	shine	shop	sheet

Phrases:

at the shore	take a shower	shine the shoes
she is shy	she loves to shop	what a shame
in a shell	use the shovel	shear the sheep
she should go		

Practice /sh/ Sound

Medial /sh/

Words To Practice:

splashing	flashes	fishing	mushroom	mashed
washed	wished	washing	bushes	crushed

Phrases:

the wishing well	she went fishing	we washed windows
the light is flashing	pushing and pulling	use the dishwasher
pizza with mushrooms	hide in the bushes	the lightning flashes
watch the fisherman		

Final /sh/

Words To Practice:

wish	dish	splash	wash	flash
smash	fish	English	Spanish	finish


Phrases:

wash the dish	make a splash	finish the race
catch the fish	he speaks Spanish	in a flash
smash the rocks	the ship will vanish	she speaks English
wash your face		

Practice the /w/ Sound

Objective: The child will practice correctly producing the initial, medial, and final /w/ sound.

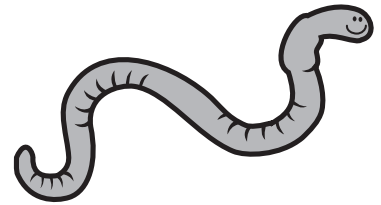
Instructions: Help the child to correctly produce the target /w/ sound. Pointing to each illustration, younger children and pre-readers pronounce each word. As they progress, younger children and pre-readers will need to repeat the words and phrases after you. Be certain to listen carefully and that each target sound is produced correctly.



wagon




wet




worm




wind



window




wheel




web



whistle



watermelon



whale

Initial /w/

Words To Practice:

way	weird	wild	went	want
weed	wear	west	win	woman

Phrases:

all the way	open a window	wear the shoes
pull more weeds	in the wild	what do you want
work all day	the wind is wicked	the weatherman is wrong
we went west		

Practice /w/ Sound

Medial /w/

Words To Practice:

windowsill	awake	download	drowsy	forward
lower	awful	mowing	swell	snowflake

Phrases:

lower the window	she is wide awake	download wisely
throw the snowballs	without knowing how	moving away
mow then sweep	between shows	throw in the towel
moving forward		

Final /w/

Words To Practice:

draw	shadow	yellow	below	know
show	chew	threw	window	row

Phrases:











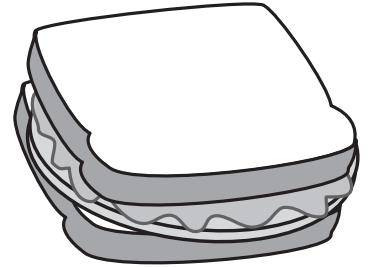




wind in the willow	the moving shadow	do you know
wide open window	lay on the pillow	review the show
bend your elbow	he knew what to do	throw the yellow ball
row the boat		

Memory Page & Sentence Building

Objective: The child will practice first practice producing the target sound. Later, the child will use the words to build sentences.

Instructions: Ask your child to study the following page for 30 seconds. Remove the page and ask the child to say the objects he or she can recall. Listen to how the target word is produced and provide appropriate help. After playing the game several times, ask your child to provide more details about one object. This simple activity leads to spontaneous speech.

Memory Page & Sentence Building



Minimal Pair Sheets

Objective: The child will practice correctly producing each initial sound.

Instructions: Help the child to correctly produce the sounds in each pair.

Group 1:

WAY	LAY
WHY	LIE
WOE	LOW
WHIP	LIP
WEEP	LEAP

Group 2:

WAY	RAY
WHY	RYE
WOE	ROW
WHIP	RIP
WEEP	REAP

Group 3:

LAY	RAY
LIE	RYE
LOW	ROW
LIP	RIP
LEAP	REAP

Group 4:

WAY	LAY	RAY
WHY	LIE	RYE
WOE	LOW	ROW
WHIP	LIP	RIP
WEEP	LEAP	REAP